

OLYMPUS[®]

Your Vision, Our Future

Industrial Videoscope

IPLEX NX

IPLEX

The Expert's Choice for Visual Inspection

Great images get great results

NEW



Aviation



Power Generation



Oil / Gas / Chemicals




Automotive



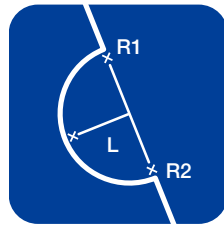
The IPLEX NX: Olympus' Most Advanced Videoscope for Critical Inspection Tasks

Olympus' IPLEX NX combines the high-quality images available in a videoscope with an intuitive user interface, ergonomic design, and durability for efficient inspections in any environment. With clear, bright images and powerful measurement features, the IPLEX NX is built to exceed your expectations.



High-quality Images

Advanced digital imaging technology combines with Olympus optical know-how to provide vivid images, displayed on a large 8.4-inch touch screen that is clear and readable in any light. Revealing even the subtlest of defects, with bright, high-quality images, the IPLEX NX is optimized to help inspectors find flaws that might otherwise be missed.



Expanded Measurement Capabilities

Experience the easy-to-use Advanced Stereo Measurement feature with expanded inspection coverage for fast, efficient inspections. Olympus' unique multi Spot-Ranging provides real-time tip to target measurements for enhanced inspection accuracy.



Improved Inspection Efficiency

The IPLEX NX is designed to maximize inspection productivity. IPLEX NX fits in most tight spaces, with flexible positioning, clear viewing, optimized operation, and easy access to controls. Moreover, IPLEX NX offers a range of interchangeable scopes, while TrueFeel electric scope tip articulation provides precise control, Ghost Image compares past and present inspections, and the flexible Tapered Flex tube combines smooth insertion and maneuverability. Optional InHelp inspection assist software and optional Wi-Fi simplify inspecting, reporting, and data archiving.

High-quality Images for Clear Visualization

The IPLEX NX is engineered to deliver high-resolution images. Its reliable image quality enables users to clearly identify trouble spots and defective areas, so inspectors can make correct judgments involving crucial systems and technologies.


ACTUAL SIZE





Exceptional Brightness and Image Quality

View target areas clearer than ever before with IPLEX NX. A trio of enhancements — improved high-resolution CCD technology, intensely-bright laser diode illumination, and the innovative PulsarPic processor — achieve unprecedented image quality that is four times brighter than a conventional model. Inspection targets are brightly illuminated even in large, wide spaces.



Comparison of image sizes

Featuring an 8.4-inch monitor, the largest in the IPLEX series, IPLEX NX can display an image that is 1.7 times larger in area than that of a conventional 6.5-inch monitor. In addition, the daylight view monitor of clear type featuring displays clear images even under bright sunlight.

Conventional model



Excellent Images

Scrutinize the subtlest defects in the darkest or most reflective places and over wide areas with bright, clear images. The IPLEX NX's sophisticated technology means you get the high-quality images possible for fast and precise inspections.

Image Quality Comparison

Melted material

IPLEX NX



Exceptional Resolution
Displays small faults


Conventional model (IPLEX FX)



Turbine



Bright Illumination
Lights large cavities



Welding



Exceptional Color Reproduction
Delivers vivid details



Combustion chamber



Advanced Noise Reduction
Refines busy images



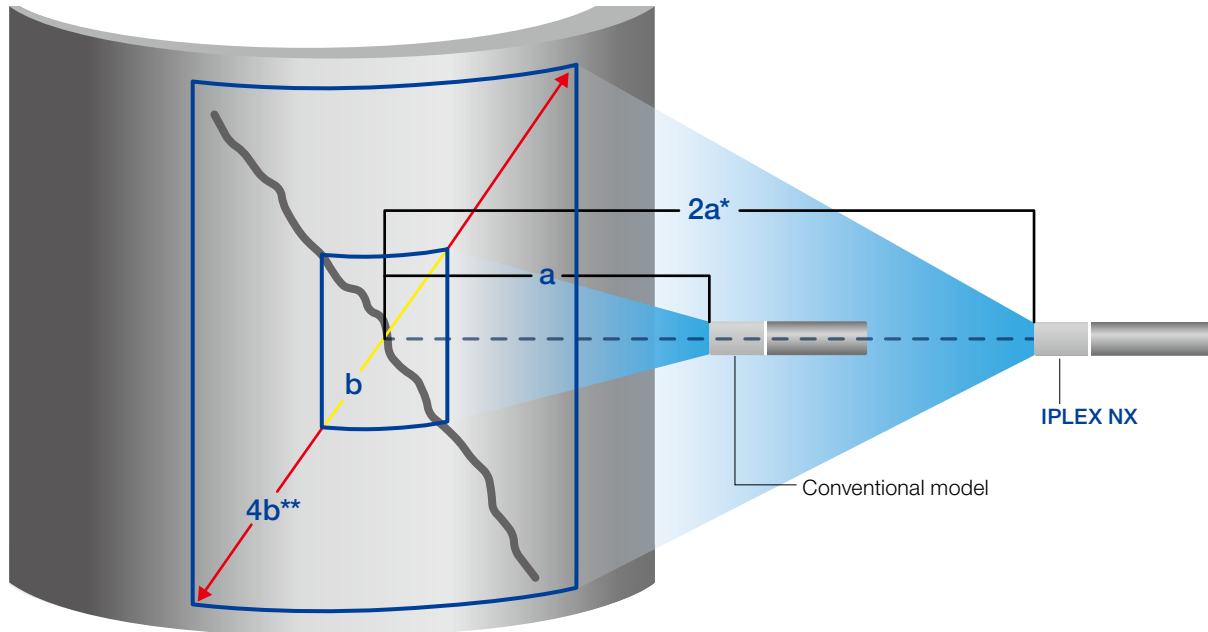
Expanded Measurement Capabilities

The IPLEX NX is designed to make precise 3D measurements. Put Olympus' advanced videoscope technology to work to get inspections that are precise and efficient.

Super Wide Field Stereo Measurement

Stereo Measurement measures the size or depth of defects such as cracks found during inspection. The redesigned optical system and algorithm achieve a dramatic expansion in the inspection area — extending area and distance by 4 times and 2 times, respectively. Stereo Measurement supplies 3D space information for specific points in an image through precise triangulation to help users determine length, depth, and area. IPLEX NX is designed, manufactured, and fine-tuned for precision and image quality so inspectors can detect small flaws that previously had to be measured at very close range.

* When contrasted with the conventional $\varnothing 6.0$ mm scope with a direct-viewing stereo optical adapter.



Larger inspection area makes it easier to observe larger defects.


* Even if the measurement is performed from the twice apart distance, IPLEX NX is as precise as a conventional model.

** In case of using $\varnothing 6.0$ mm scope with direct-viewing stereo optical adapter, the diagonal length of the inspection area of IPLEX NX is almost 4 times of the conventional model.

Note: Actual viewing angle is wider than shown in this illustration.

Multi Spot-Ranging

The IPLEX NX features unique multi Spot-Ranging, enabling real-time measurement of the distance from the scope tip to multiple points on the inspection surface. This function helps users to know tilt of the target object or height difference of the surface in real-time.



Improved Inspection Efficiency

The IPLEX NX is simple to operate and user friendly. Even during long inspections, the NX delivers user comfort and maneuverability, thanks to interchangeable scope units and TrueFeel scope tip articulation.

Multi-position Design

The IPLEX NX can be configured six different ways to maximize user comfort. The monitor can be positioned to maintain comfort when using the IPLEX NX in different environments. The configuration can be changed to accommodate any inspection situation. Add the optional handheld remote control unit for the utmost light and tactile control.



Interchangeable scope units

Choose the right parts for the right job. A single NX videoscope can be configured for varied inspections, with $\varnothing 4.0$ mm scope (lengths 3.5 m and 5.0 m) and $\varnothing 6.0$ mm scope (lengths 3.5 m, 5.0 m, and 7.5 m).



TrueFeel

A newly employed electric motor further enhances TrueFeel operation, achieving rapid and responsive movement. Inspectors can flexibly control the scope through lightweight, comfortable operation that also lessens user fatigue.



IPLEX NX Dimensions and Accessories

Dimensions



Accessories

Remote Control Unit

MAJ-2260

This small handheld remote controller provides adjustment of brightness and zooming, display switching, recording, joystick operation, spot ranging, activation of measurement function, etc.



Lithium-ion Battery

NP-L7S

Battery Charger

JL-2PLUS/OL-0 (115 V type)

JL-2PLUS/OL-1 (220 V type)

Each battery provides long-lasting operation. With a full set of batteries, the IPLEX NX system is ready for inspection virtually anywhere, anytime.



Long LCD Cable

MAJ-2261

This 2-meter-long LCD cable enables inspection while placing the main unit and the monitor at a distance.



Optical Adapters

The IPLEX NX has a comprehensive range of tip adapters to meet the optical requirements of any application.

Smart Tip

*Smart Tip is a function to recognize the optical adapter automatically.



Rigid Sleeve Sets

MAJ-1253

(for 6.0 mm insertion tube)

MAJ-1737

(for 4.0 mm insertion tube)

Sets are available for 6.0 mm and 4.0 mm scopes. Each set consists of three rigid sleeves of 250 mm, 340 mm and 450 mm lengths.



Scope Case

MAJ-2262

Interchangeable scope units can be safely stowed and carried comfortably to inspection venues.



Efficiency throughout the Inspection Process

The IPLEX NX realize optimal efficiency in each step of inspection from start to finish.



Portability is a true advantage in various inspection settings. You can easily transport the IPLEX NX to your inspection location in its compact carrying case.



Reliable and durable, the IPLEX NX complies with stringent military standards including MIL-STD-810G/461F and IP55 for protection against water and dust. Insertion tube air temperature resistance (up to 100 °C) means you can get to work faster rather than wait for cool down.



Touch screen with icon-based menus enables you to quickly choose the correct options. You can control the scope tip through joystick operation.



Multi-position Design lets you easily configure the IPLEX NX depending on the conditions of the inspection venue.



Interchangeable scope units are available in Ø4.0 mm scope (lengths 3.5 m and 5.0 m) and Ø6.0 mm scope (lengths 3.5 m, 5.0 m, and 7.5 m). A single NX videoscope system can be configured for varied inspections.



Tapered Flex tube combines maneuverability with optimized rigidity and flexibility for smooth scope insertion, allowing you to reach target areas quickly and easily.

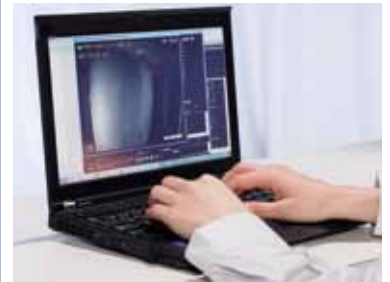




Ghost Image assists inspection comparisons. Images stored on IPLEX NX can be superimposed on live images to contrast past and present conditions.



InHelp inspection assist software simplifies data input and management, improving efficiency, simplifying inspections, and organizing stored images. Optional data sets provide you standard inspection structure.



InHelp inspection assist software (for reporting) makes your routine work simple and easy. With optional report templates matched to data sets, you can generate detailed reports with a few clicks.

Inspection

Reporting

TrueFeel scope tip articulation gives you light-touch command for faster, easier inspections. Proprietary technology and precise tuning facilitate responsive bending for optimal target approach.



Enable multiple experts to **monitor remote procedures at the same time** by using an SD card* equipped with commercially available wireless LAN, enhancing analysis speed and inspection accuracy.

*Confirmed with Toshiba FlashAir Wireless LAN SD card (operability confirmed)



IPLEX NX Features and Specifications

SCOPE UNIT

Model No.	IV9435N	IV9450N	IV9635N	IV9650N	IV9675N
Insertion tube	Scope diameter	φ4.0 mm			φ6.0 mm
	Scope length	3.5 m	5.0 m	3.5 m	5.0 m
	Exterior	High durability tungsten braid			
	Tube flexibility	Uniform stiffness		Tapered Flex insertion tube with flexibility gradually increasing toward the distal end.	
Optical system	Field of view	Selectable by optical adapter. Adapter for Stereo measurement attachable			
	Direction of view				
Illumination	High intensity laser diode				
Articulation Section	Articulation angle up/down/right/left	130°		180°	150°
	Articulation operation	TrueFeel scope tip articulation with electronic power-assisted.			

BASE UNIT

Dimensions (W x D x H)	320(W) x 310(H) x 180(D) mm				
Weight	3.9 kg				
Approx. system weight (with battery and SDHC card)	7.1 kg	7.2 kg	7.3 kg	7.4 kg	7.6 kg
LCD monitor	8.4-inch daylight-view, touch screen LCD, clear type.				
Input/Output Terminal	Input terminal	S-Video			
	Output terminal	VGA			
USB connector	Type A connector, Version 2.0 standards.				
Power supply	Battery: 14.8 V nominal, approx. 100-minute operating time. AC power: 100 V to 240 V, 50/60 Hz (with supplied AC adapter)				
Recording media	SDHC card and USB flash memory (Still image recording only)				
Still image recording	Resolution	H768 x V576 (Pixel)		H1024 x V768 (Pixel)	
	Recording format	Compressed JPEG format			
Video recording	Resolution	H768 x V576 (Pixel)		H1024 x V768 (Pixel)	
	Recording format	MPEG-4 AVC (H.264) format, Windows Media Player compatible.			
Stereo measurement	Distance	Distance between two points.			
	Point-to-line	Perpendicular distance between a point and a user-defined line.			
	Depth	Orthogonal depth/height distance between a point and a user-defined plane.			
	Area/Lines	Multiple point circumference and area measurement.			

Optical Adapter Specifications

OPTICAL ADAPTER VARIATION

		φ4.0 mm Optical Adapters						
		AT80D/FF-IV94N	AT120D/NF-IV94N	AT120D/FF-IV94N	AT100S/NF-IV94N	AT100S/FF-IV94N	AT70D/70D-IV94N	AT50S/50S-IV94N
Optical system	Field of view	80°	120°	120°	100°	100°	70°/70°	50°/50°
	Direction of view	Forward	Forward	Forward	Side	Side	Forward	Side
	Depth of field*1	35 to ∞ mm	2 to 200 mm	17 to ∞ mm	2 to 15 mm	8 to ∞ mm	5 to 200 mm	3 to 150 mm
Distal end	Outer diameter*2	φ4.0 mm	φ4.0 mm	φ4.0 mm	φ6.0 mm	φ6.0 mm	φ4.0 mm	φ4.0 mm
	Distal end*3	20.1 mm	20.2 mm	20.1 mm	22.9 mm	22.9 mm	22.3 mm	26.7 mm

		φ6.0 mm Optical Adapters							
		AT50D/FF-IV96N	AT80D/FF-IV96N	AT120D/NF-IV96N	AT120D/FF-IV96N	AT120S/NF-IV96N	AT120S/FF-IV96N	AT90D/90D-IV96N	AT70S/70S-IV96N
Optical system	Field of view	50°	80°	120°	120°	120°	120°	90°/90°	70°/70°
	Direction of view	Forward	Forward	Forward	Forward	Side	Side	Forward	Side
	Depth of field*1	50 to ∞ mm	20 to ∞ mm	7 to 300 mm	19 to ∞ mm	4 to 150 mm	20 to ∞ mm	5 to 250 mm	4 to 250 mm
Distal end	Outer diameter*2	φ4.0 mm	φ6.0 mm	φ6.0 mm	φ6.0 mm	φ6.0 mm	φ6.0 mm	φ6.0 mm	φ6.0 mm
	Distal end*3	21.3 mm	21.3 mm	21.4 mm	21.4 mm	26.6 mm	26.6 mm	25.0 mm	31.2 mm

*1. Indicates the viewing distance with optimal focus. *2. The adapter can be inserted into a φ4.0 mm and φ6.0 mm hole when it is mounted on the scope. *3. Indicates the length of the rigid portion at the scope's distal end when mounted.

IPLEX NX OPERATING ENVIRONMENT

Operating temperature	Insertion tube	In air : -25 to 100 °C
	Other parts	In air : -21 to 49 °C (with battery) In air : 0 to 40 °C (with AC power adapter)
Relative humidity	All parts	15 to 90%
Liquid resistance	All parts	Operable when exposed to machine oil, light oil or 5 % saline solution.
Waterproofing	Insertion tube	Operable under water with viewing tip adapter attached. Not operable underwater with stereo measurement tip adapters. IV94 series — Up to an equivalent to 5.0 m (16.5 ft) in depth. IV96 series — Up to an equivalent to 7.5 m (24.6 ft) in depth.
	Other parts	Operable in blowing rain conditions (battery compartment must be closed). Not operable under water.

MIL-STD COMPLIANCE

The operating environment performance is confirmed by the following MIL-STD-810F/G and MIL-STD-461F. No warranty is given as to damage-free under any conditions. Please ask Olympus sales representative for details.

Type	Method
Vibration	MIL-STD-810G, Method 514.6, Procedure I (General vibration test)
Shock	MIL-STD-810G, Method 516.6, Procedure IV (Transit drop test)
Water Resistance	MIL-STD-810G, Method 506.5, Procedure I (Rain and Blowing rain test)
Humidity	MIL-STD-810G, Method 507.5
Salt Fog	MIL-STD-810G, Method 509.5
Sand and Dust	MIL-STD-810G, Method 510.5, Procedure I (Blowing dust test)
Icing/Freezing Rain	MIL-STD-810G, Method 521.3
Electromagnetic Interference (EMI)	MIL-STD-461F
Explosive Atmosphere	MIL-STD-810G, Method 511.5 (Operation in an explosive atmosphere test)



OLYMPUS CORPORATION
www.olympus-ims.com

- OLYMPUS CORPORATION is ISO14001 certified.
- OLYMPUS CORPORATION is ISO9001 certified.

*This product is designed for use in industrial environments for the EMC performance. Using it in a residential environment may affect other equipment in the environment.

*Specifications and appearances are subject to change without any notice or obligation on the part of the manufacturer.
*All company and product names are registered trademarks and/or trademarks of their respective owners.

For enquiries - contact
www.olympus-ims.com/contact-us