

### Data Logging

A Data Logging DIVE gauge has the capability to store 5000 measurements with individual A-Scans to its internal memory.

The AutoLog feature allows readings to be logged without pressing any buttons.

DIVE gauges can be supplied as Data Logging or a Standard unit can be upgraded later, remotely, without the need to return the gauge to a Cygnus Service Centre.

### CygLink Software

CygLink version 4 is a Windows® application for PC's running Windows 7® and above. It is used for uploading data from a data logging gauge, for reporting and analysis. When used with a DIVE Gauge and an umbilical cable to the surface CygLink displays thickness measurements and A-Scans at the surface. Measurements can be logged from the surface, plus gauge settings, including the velocity of sound can be controlled from the surface.



When CygLink is used to data log measurements, they can be recorded in a Linear List or a Two-Dimensional Grid.

Measurements can be made on an A-Scan using the two red cursors.



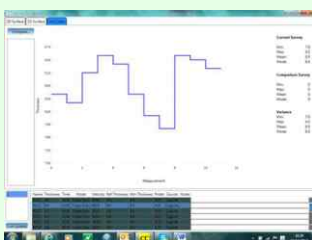
Each recorded measurement can have up to 8 short pre-set text comments added to it.



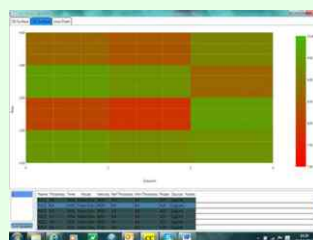
An A-Scan graph can be paused and then used as a reference "Ghost Overlay" trace with another A-Scan for comparison between two measurements.

### Data Reporting and Display

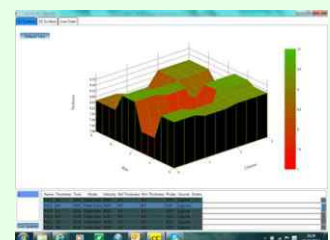
The data can be displayed in a Survey Report Document as a table plus A-Scan charts. It can also be represented in three chart types:



Linear Chart



2D Surface Chart



3D Surface Chart

Plus it can be exported as a .csv file into a spreadsheet program, eg. Excel®.

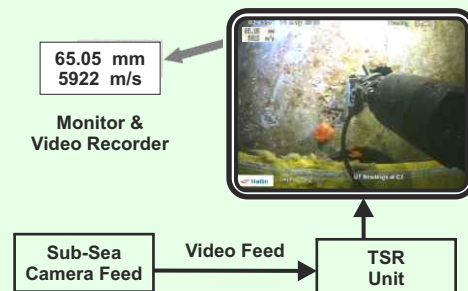
## Topside Repeater Remote Display Unit

The Cygnus Top Side Repeater is a remote display unit connected to the DIVE Gauge with an umbilical cable. It displays the thickness measurements at the surface in real-time during the survey.




## Topside Repeater with Video Overlay

The Top Side Repeater can also overlay the real-time thickness measurements on to a composite video signal, displaying it on the survey monitor screen. It will also then be recorded if there is a video of the survey, showing exact locations and their thickness measurement for future reference.



## HelmetView™ Display

This is a remote display with a fixing bracket for Kirby Morgan® Helmets that have an accessory mounting point. This is designed for use in situations with extremely poor visibility and ease of viewing by the diver.



## Single Echo Mode With Twin Crystal Probes

The DIVE Gauge includes a Single Echo measuring option using twin crystal probes.

We would recommend the gauge is used in the standard Multiple Echo mode for most applications. Measuring the time delay between three consecutive backwall echoes, it provides, error-checked, verified readings through coatings up to 20mm.

However occasionally there are specific situations where it is beneficial to use Single Echo Mode, where just one back wall echo is used. These include:

- applications with very heavy front and back wall corrosion
- anchor chain links.

## Measurement Stability Indicator

Measurement Stability Indicator (MSI™) – EXCLUSIVE TO CYGNUS THICKNESS GAUGES, this shows when a reading in single-echo mode is stable by turning the thickness reading from red to yellow.

